

EDUCATION SCRUTINY COMMITTEE – 25 APRIL 2016

EXCLUSIONS IN OXFORDSHIRE SCHOOLS

Terms 1 - 4 2015/16

Report by the Director for Children, Education and Families

Overview

- The number of permanent exclusions from secondary schools continues to be higher than that reported during the same period last academic year (34 against 25).
- Permanent exclusions in primary schools are also higher with 11 recorded in terms 1-4 for this academic year, compared to 4 during the same period in the 2014/15 academic year.
- The number of fixed term exclusions from secondary schools is more in line with the same period last year, but as data is missing from a number of schools this figure is likely to increase.
- 22% of pupils with fixed term exclusions were in year 11.
- The highest level of permanent exclusions is from year 10 (15 out of 49).
- The main reasons for exclusions in primary schools were persistent disruptive behaviour (32%) and physical assault against an adult (31%). In secondary schools the main reasons were persistent disruptive behaviour (28%) and Verbal abuse/ threatening behaviour against adult (24%).
- 1 Primary school (Bayards Hill) and 2 secondary schools (St Gregory the Great and the Oxford Academy) continue to have noticeably higher exclusions than other schools.
- Fixed term exclusions in primary schools were for an average of 2.0 days and in secondary schools the average was also for 2.0 days during terms 1-4.
- 29% of fixed term exclusions are for FSM pupils across all schools. The breakdown by school phase shows the split between FSM and non-FSM pupils is much closer in primary schools compared to secondary schools.

Please note that currently the local authority is not able to report on fixed term exclusion data from 5 secondary schools (The Bicester School, Cheney, The Cooper, Wallingford and Oxford Spires). Oxford Spires continue to not provide data to the local authority, The Bicester School has changed MIS and work is underway to re-establish the data feed. Cheney, Cooper and Wallingford are due to on-going, long term issues.

	Number of Permanent Exclusions			
	Primary	Secondary	Special	Total
2015/16 (T1-4)	11	34	2	49**
2014/15	8	45	1	54
2013/14*	10	19	1	30

*Local data – under reporting in SFR

** Total includes 2 permanent exclusions for children not in Oxfordshire schools

Since the time of writing, two of the above permanent exclusions have been overturned by governors making the current total (including out of county) 47

ESC10

	Number of Fixed Term Exclusions			
	Primary	Secondary	Special	Total
2015/16 (T1-4)	242	1532	47	1857*
2014/15	464	2089	62	2739
2013/14	496	2172	72	2761

*includes 37 FIXD at PRU and 1 FIXD at UTC

1. Schools of concern:

- a) There continues to be one primary school where the number of exclusions is noticeably higher than at other primary schools and the number of different pupils being excluded is also higher.

Bayards Hill School – there were 36 fixed term exclusions for 14 individuals. This has resulted in 74.5 days lost due to fixed term exclusions between terms 1 to 4. The breakdown of exclusions remains similar to the last report with all excluded pupils bar two being boys and 10 of the 14 pupils having SEN (8 are at SEN support “K” and 2 at school action plus “P”). One pupil has been excluded 6 times in the first 4 terms of the year; one of these instances was for 15 days.

Over half of these exclusions (22) were for persistent disruptive behaviour, 5 for damage, 3 and 2 for racist abuse. 6 of the 14 pupils excluded were in year 5 and three were in year 6.

- b) **Leafield primary school** has the third highest number of days lost through fixed term exclusions, but this is due to one pupil being excluded once for 31 days due to verbal abuse against an adult.
- c) There also continues to be one secondary school that stands out as having significantly more exclusions than other schools.

St Gregory the Great - fixed term exclusions have increased to 208 for 119 individual pupils, resulting in 287 days lost due to exclusions.

On average there continues to be 1.4 days per exclusion – indicating that the majority of exclusions at this school are very short (in fact 72% (149 out of the 208 exclusions) are for 1 day or less). The greatest numbers of excluded pupils are in years 10 and 11 with just under half being from these 2 year groups (25% year 10 and 22% year 11) in this school.

Almost three quarters of excluded pupils were male.

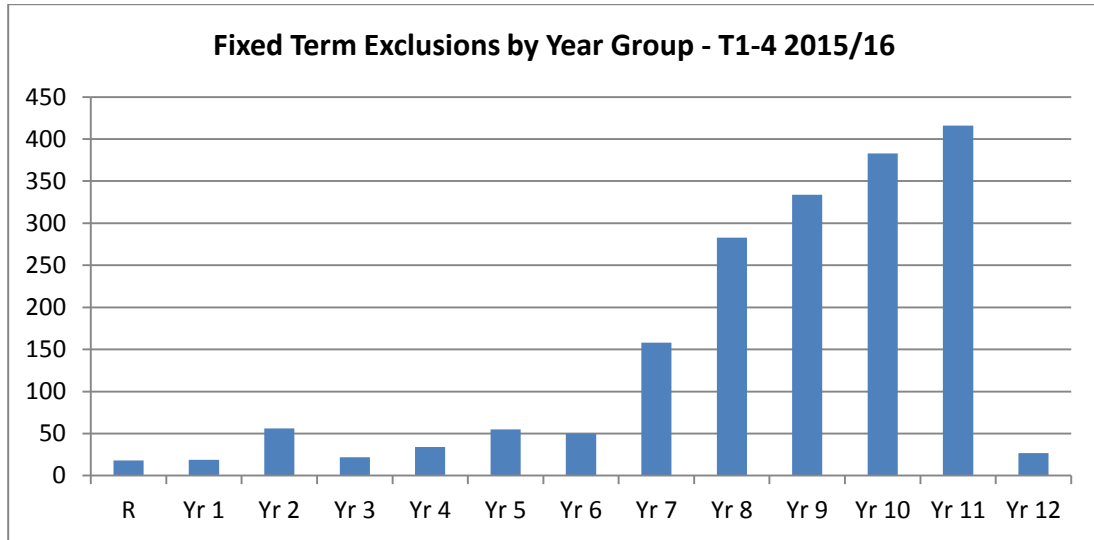
The most frequent reason for exclusion at this school is persistent disruptive behaviour which accounts for almost a third of fixed term exclusions in this school (68 out of the 208 exclusions) followed by physical assault against a pupil (28%, 47 exclusions) and verbal abuse against an adult (19%, 38 exclusions).

- d) **Oxford Academy** also remains of note as although they have reported fewer fixed term exclusions the number of days lost is far higher than all but one other secondary school, with 326.5 days lost through 80 fixed term exclusions. 46 of the 80 fixed term exclusions were for 5 days. The average number of days for fixed term exclusion at The Oxford Academy remains as 4.1, much higher than the County secondary average of 2.0 days.
- e) **Northfield Special School** has recorded notably more exclusions than other special schools in the County with 33 fixed term exclusions recorded between terms 1-4. These exclusions are relatively evenly spread throughout the year groups with the highest proportion of exclusions being for physical assault against a pupil.

2. Pupil Characteristics

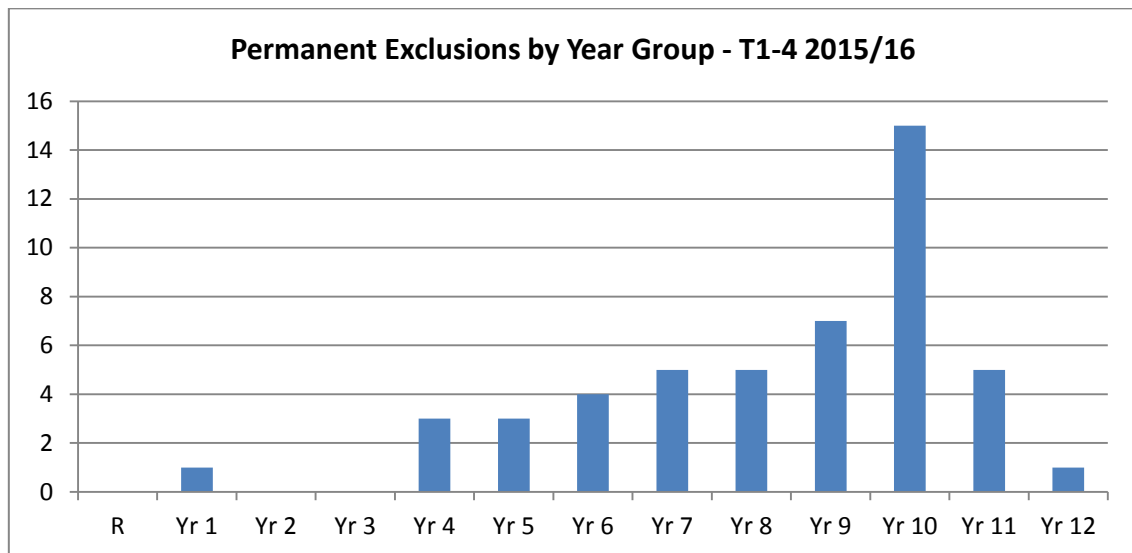
a) Year Group

During terms 1 - 4 the pattern of fixed term exclusions across the year groups has remained the same with numbers of fixed term exclusions steadily increasing over the year groups from year 7, peaking in year 11. There is also a small spike in year 2 pupils being excluded.



There have been a further 5 reception year pupils with fixed term exclusions taking the total for the academic year to 18. These are for 9 pupils (one pupil has been excluded 4 times and two pupils have been excluded 3 times).

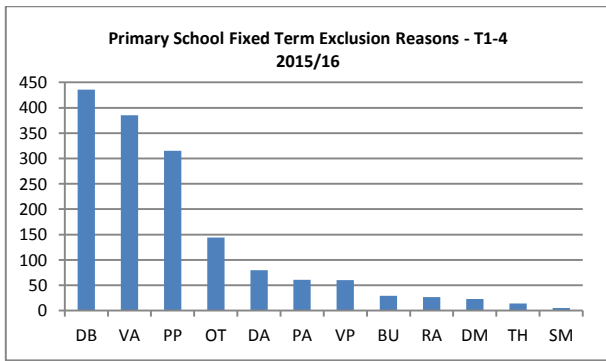
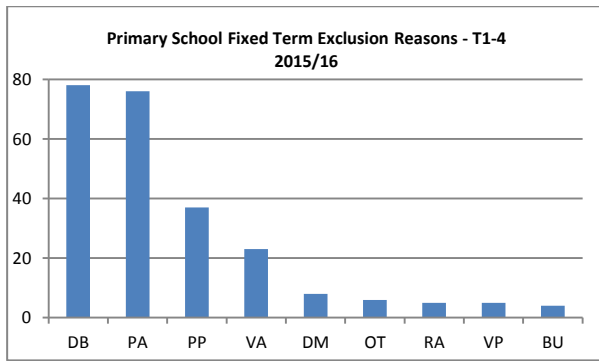
During terms 1 - 4 there remains a definite spike in permanent exclusions in year 10, with slight increases 7 and 9. There has been one permanent exclusion of one pupil in year 1.



b) Reason

The main reason for fixed term exclusions in both primary and secondary schools remains the same and is persistent disruptive behaviour. Within primary schools physical assault on adults and pupils make up the top 3 reasons. Whereas in secondary schools it is verbal assault against an adult and physical assault against a pupil that make up the top three reasons.

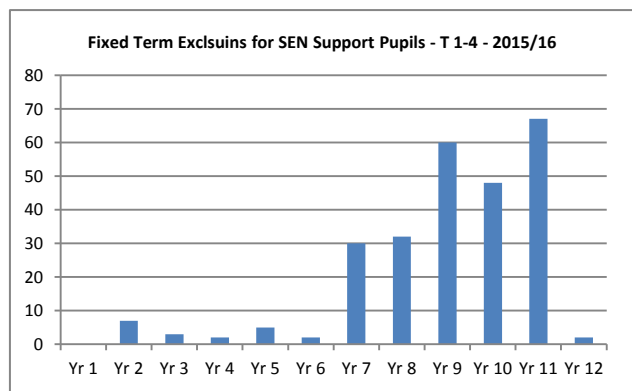
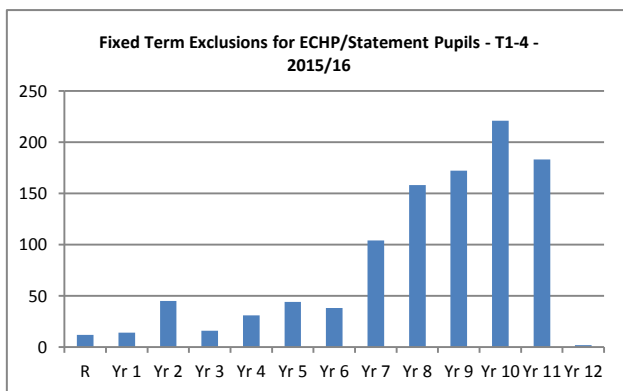
ESC10



c) Special Educational Needs

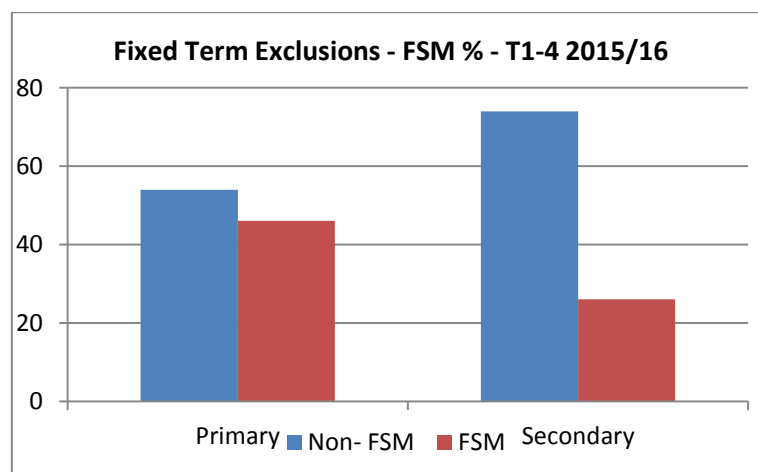
127 fixed term exclusions were for pupils with a statement or EHC plan (code S or E). 1172 fixed term exclusions were for pupils with SEN Support (code K, A or P). The 1172 fixed term exclusions were for 582 pupils. One SEN support pupil has been excluded 14 times between terms 1 and 4.

For pupils with a statement or ECHP the number of fixed term exclusions start to increase from year 7, peaking in year 10. The spikes in fixed term exclusions for SEN Support pupils are during year 9 and year 11. There is also a slight spike in the primary phase for year 2 and 5.



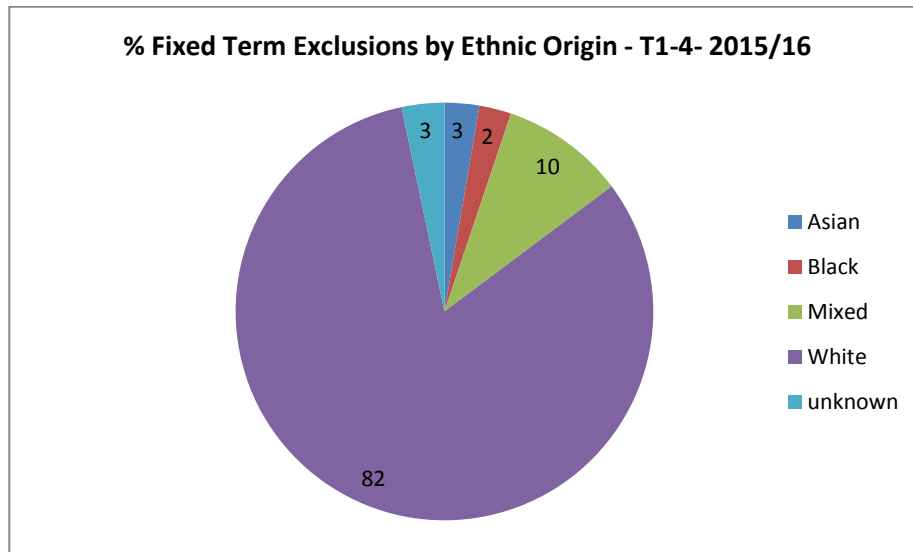
d) Free School Meals

Pupils eligible for free school meals make up 29% of fixed term exclusions and 36% of permanent exclusions. The chart below splits fixed term exclusions down by school phase and shows that the split between FSM and non-FSM pupils with fixed term exclusions is much closer in primary schools compared to secondary schools.



e) Ethnic Origin

As would be expected pupils from a white background recorded the highest proportion of fixed term exclusions. Those pupils from a mixed background recorded the second highest with 10%.



3. Recent developments that may affect exclusion rates

a) DfE White Paper: Education Excellence Everywhere

In section 6 of the white paper describes plans to change accountability for educational outcomes for permanently excluded pupils. Schools will be responsible for commissioning alternative provision for all pupils including those who they have permanently excluded.

b) Proposed changes to the admission arrangements into Meadowbrook College

We are in consultation with secondary headteachers, In Year Fair Access Panel (IYFAP) representatives and colleagues within the LA about changes to the process for admission into Meadowbrook. It is hoped that the changes will provide a more flexible offer to schools to support preventative approaches and reduce the need for permanent exclusion. The Education Inclusion team and the new Headteacher at Meadowbrook College are working closely with headteachers to implement these changes.

Report by: Jim Leivers, Director for Children, Education and Families

Contact officers:

Sarah Varnom, Strategic Lead for Education Quality

Sarah.Varnom@oxfordshire.gov.uk 01865 897795

Christine Malone, Strategic Lead for Education Quality

Christine.Malone@oxfordshire.gov.uk, 07554 437500